



A New Approach To The Glass Decorating Industry


GCC is driven to deliver **Total Customer Satisfaction.**

Our Fast, Flexible and Future Solutions include:

- Custom Color Matching
- Design Consultation
- Innovative Products and Custom Solutions
- Production Line Start-Up
- On Site Technical Support and Problem Solving
- Analytical Testing Capabilities
- Stocking Programs
- Packaging Options
- Supply Chain Initiatives
- Transportation and Delivery Support

GCC is committed to helping you grow your opportunities and expand your value creation.

Challenge us with a new service request and we will help make your next opportunity a success.





The *Ceramic* Advantage

Widely used since ancient times, **Ceramic Enamels** possess unrivaled durability and color fastness. GCC's Ceramic Enamels are based entirely on high-performance Ceramic materials.

You gain the benefits:

- True lightfastness ensures that there is no visible difference between old glass and new glass, older installations and newer, original parts and replacements.
- Ceramic Enamels are actually fused onto the surface of the glass itself; they will not delaminate, blister or crack.
- Ultimate chemical resistance means that Ceramic Enamels will not fade, stain, or discolor upon contact with glazing compounds, sealants or gasketing materials.
- Ceramic Enamels are hard, as hard as the glass itself. They won't scratch or mar during fabrication or installation.
- Every color is "green." Fired-on Ceramic Enamels are non-toxic, non-combustible, and easy to dispose.
- Exceptional green strength produces maximum yields and minimal scrap - all with unparalleled ease of handling.
- GCC offers a full line of Standard and Custom Ceramic Enamels designed to meet the requirements outlined in ASTM C 1048.

Protect your investment with the permanence of

Ceramic Enamels
from
Glass Coatings and Concepts




Black
SX2439




Solar Gray
SX3522



Warm Gray
SX3524



Solar Bronze
SX7602



Smoke
SX3526



Evergreen
SX40101




Gun Metal
SX3517



Solex Green
SX40068



Ford Blue
SX10774



Lava Bronze
SX7601




Graphite
SX3518



Charcoal
SX3527



Azurlite
SX10826



Sable
SX7625



Walnut
SX50095

*Also available in

White
SX8876

Etch
SX8931

Color swatches are approximate.